DRAWING NO.: Enter Drawing No

GENERAL NOTES:

1) Drawings shall be read in conjunction with architectural dwgs.
2) All dimensions are in mm unless specified otherwise.
3) Dimensions of the drawings shall not be scaled.
4) Written dimensions should be followed. In case of any discrepancy the same shall be referred to the architect.
5) Steel grade is Fe 415 D for all bars except 6mm bars, which shall be of mild steel.
6) Reinforcement Concrete shall be M25 for all R.C.C items.
7) Normal cover to all reinforcement shall be
   (a) Foundation-60 mm (b) Column-40 mm (c) Beam-25mm (d) Slab-15 mm
8) Lap length requirement are as follows
   (a) Not more than 50%bars shall be lapped at a section(U.N.O)
   (b) Laps are 48 times dia of bar
   No lapping shall be done for cantilever beam.
   (c)When bars of 2 different diameters are to be lapped, lap length shall be based on diameter of smaller bar.
9) Spacer bars of 25mm dia or maximum dia of longitudinal bar, whichever is higher shall be provided between 2 layers of longitudinal reinforcement in beam.
10) The concrete is assumed to be machine mixed.
11) All covers shall be ensured by precast cover blocks made of C:M 1:3 and dip cured for 7 days with embedded binding wires for tying them.
12) All top bars of slab shall be supported with chairs of appropriate dia at 1000 mm c/c.
13) Isolated Footing is adopted,SBC:200kN/m²
14) Foundation is designed for G+2

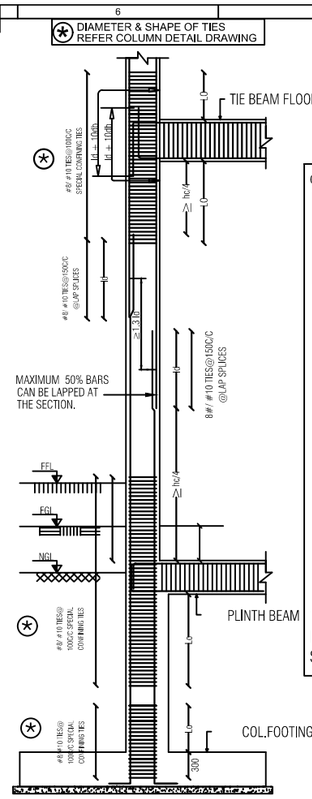

TYP DUCTILE DETAILING
AT THE JUNCTION OF COLUMNS
& FLOOR BEAM / PLNTH BEAM

db=DIAMETER OF THE BAR IN BEAM

NOTE:
Lo-THE LENGTH SHALL NOT BE LESS THAN
a.) LARGER LATERAL DIMENSION OF THE COL.
b.) 1/6 OF CLEAR HEIGHT OF THE COL.
c.) 450mm

NOTE:

LAPPING OF COLUMN BARS SHALL BE DONE AWAY FROM BEAM-COLUMN JUNCTIONS; PREFERABLY AT THE MIDDLE OF FLOORS. AT ANY POINT, NOT MORE THAN 50% OF COLUMN BARS SHALL BE LAPPED AND CENTRE TO CENTRE DISTENCE BETWEEN THE LAPS SHALL BE ATLEAST "1.3 ld" WHERE ld =48D FOR M-25 GRADE CONCRETE AND Fe 415 D GRADE STEEL & 'D' IS THE DIAMETER OF THE LESSER DIAMETER OF THE BARS BEING LAPPED.
THE BOTTOM BARS IN THE BEAMS SHALL BE LAPPED CLOSER TO THE COLUMNS AND LAPPING SHALL BE AVOIDED AT THE MIDDLE OF THE SPANS. FOR TOP BARS LAPPING SHALL BE DONE PREFERABLY AT CENTRE OF THE SPANS.
THE SPACING OF TIES AT OTHER LOCATION IN THE COLUMN SHALL BE PROVIDED AS SPECIFIED IN THE DETAILS OF COLUMNS.

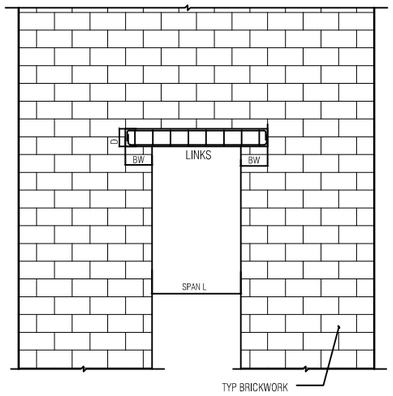

TYPICAL DETAIL FOR LINTEL

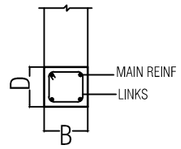

200 THICK WALL

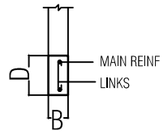

100 THICK WALL

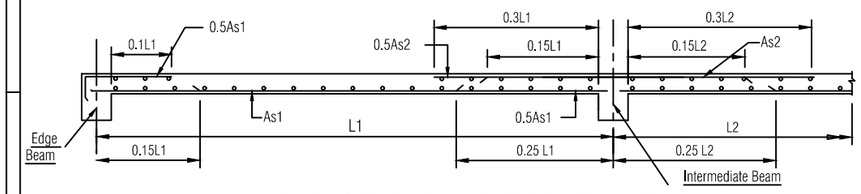

REBAR DETAILS IN SLAB PANELS USING STRAIGHT BARS
(BARS ALONG SHORTER SPAN SHALL BE PLACED FIRST)

SCHEDULE FOR LINTELS

SPAN L(mm)	B(mm)	D(mm)	REINFORCEMENT		LINKS	BEARING (BW)
			TOP	BOT.		
UP TO 1000	100	150	1-Ø10	1-Ø10	Ø8/150c/c	300
UP TO 1000	200	150	2-Ø10	2-Ø10	Ø8/120c/c	300
UP TO 2000	200	200	2-Ø10	3-Ø10	Ø8/180c/c	300
UP TO 2500	200	250	2-Ø10	3-Ø12	Ø8/180c/c	450
UP TO 3000	200	300	2-Ø12	4-Ø12	Ø10/180c/c	450

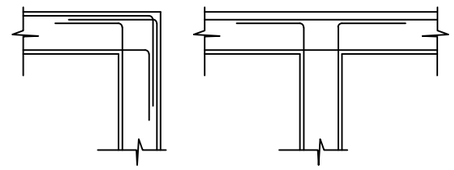

PLAN SHOWING STEEL TERMINATION DETAILS AT THE JUNCTIONS FOR FOUNDATION BEAMS AND LINTELS

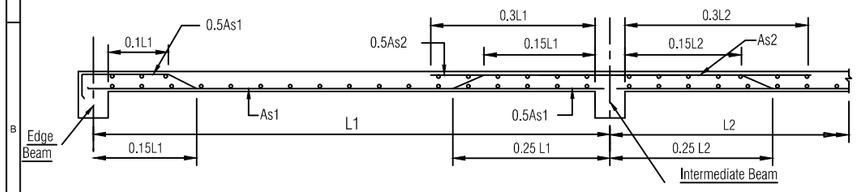

REBAR DETAILS IN SLAB PANELS USING BENT UP BARS
(BARS ALONG SHORTER SPAN SHALL BE PLACED FIRST)

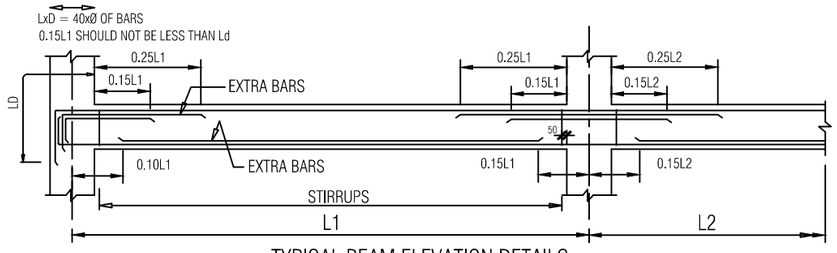

TYPICAL BEAM ELEVATION DETAILS

REV.	DATE	ALTD	CHD	APPD	REV.	DATE	ALTD	CHD	APPD	REV.	DATE	ALTD	CHD	APPD	REV.	DATE	ALTD	CHD	APPD	REV.	DATE	ALTD	CHD	APPD	REV.	DATE	ALTD	CHD	APPD	REV.	DATE	ALTD	CHD	APPD	REV.	DATE	ALTD	CHD	APPD

CLIENT: WEST FACING RESIDENCE @ BANGLORE

CONSULTANTS: MC.TERRA

STRUCTURAL CONSULTANT
Abhilash Joy
32/702, St. Vincent Convent Road
Palarivattom, Cochin- 25
Phone: 0484-2339779
Email: abhilashjoy@vsnl.net

DEPT. CODE		NAME	SIGN	DATE
	DRN	Jeena		08-09-2016
	DESN	Neethu		
	CHD	Renjini		
	APPD	Abhilash Joy		

TITLE: GENERAL NOTES

PROJECT NO:1725

DEPT. / SIGN / DATE

DRAWING NO.: 1

SHEET 1 OF 6 REV. 0

SCHEDULE OF ISOLATED FOOTINGS

FOOTING ID	EXCAVATION SIZE [Lx' X Ly']	FOOTING SIZE [Lx X Ly]	FOOTING THICKNESS		REINFORCEMENT DETAILS		CONCRETE
			DMax	DMin	Along X,Sx	Along Y,Sy	
F1	1100 X 1100	800 X 800	400	150	#10 @ 150 c/c	#10 @ 150 c/c	M 25
F2	1850 X 1650	1550 X 1350	400	150	#10 @ 150 c/c	#10 @ 150c/c	M 25
F3	2350 X 2150	2050 X 1850	400	150	#10 @ 120 c/c	#10 @ 120 c/c	M 25

	GRADE OF CONCRETE			
GROUND FLOOR TO TERRACE	M25	300, 200; ●-4 - Y16 ○-2 - Y12; Y8@ 150/ 200 C/C	400, 200; ●-8 - Y16; Y8@ 150/ 200 C/C	———
GROUND FLOOR TO FOUNDATION	M25	300, 200; ●-4 - Y16 ○-2 - Y12; Y8@ 150/ 200 C/C	400, 200; ●-8 - Y16; Y8@ 150/ 200 C/C	300, 200; ●-4 - Y16 ○-2 - Y12; Y8@ 150/ 200 C/C
COLUMN ID		C1,C2,C4,C6,C7	C5,C8,C9,C10,C11,C12	C3

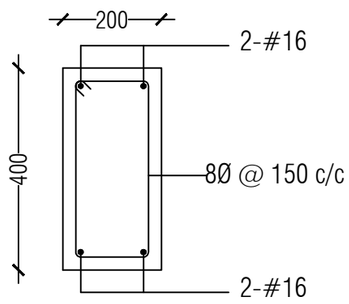

PLINTH BEAM DETAILS

PB1

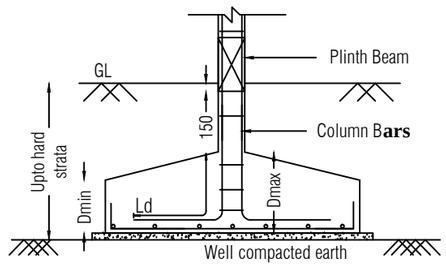

SECTION A-A

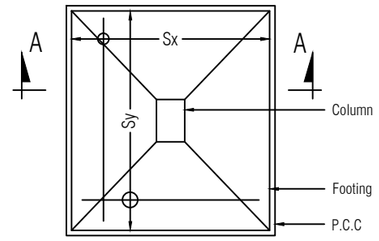

TYPICAL FOOTING PLAN

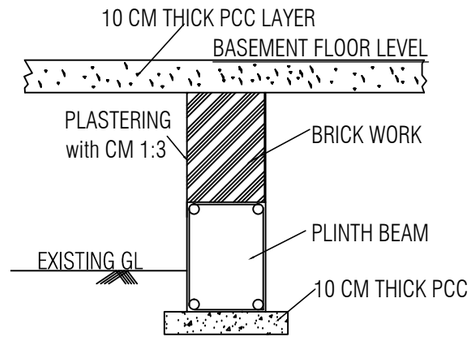

TYPICAL PLINTH BEAM SECTION DETAILS.

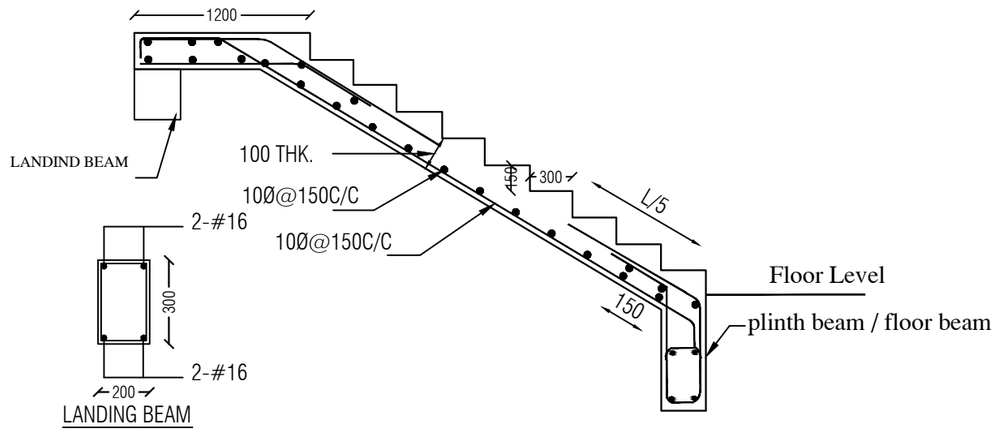

TYPICAL STAIR DETAIL

REV.	DATE	ALTD	CHD	APPD

CLIENT: WEST FACING RESIDENCE @ BANGLORE

CONSULTANTS: MC.TERRA

STRUCTURAL CONSULTANT
Abhilash Joy
32/702, St. Vincent Convent Road
Palarivattom, Cochin- 25
Phone: 0484:2339779
Email: abhilashjoy@vsnl.net

DEPT. CODE	NAME	SIGN	DATE
DRN	Jeena		08-09-2016
DESN	Neethu		
CHD	Renjith		
APPD	Abhilash Joy		

TITLE: FOUNDATION DETAILS

PROJECT NO:1725

DEPT.
SIGN
DATE

DRAWING NO.: 6

SHEET 6 OF 6 REV. 0

DRAWING NO.: Enter Drawing No

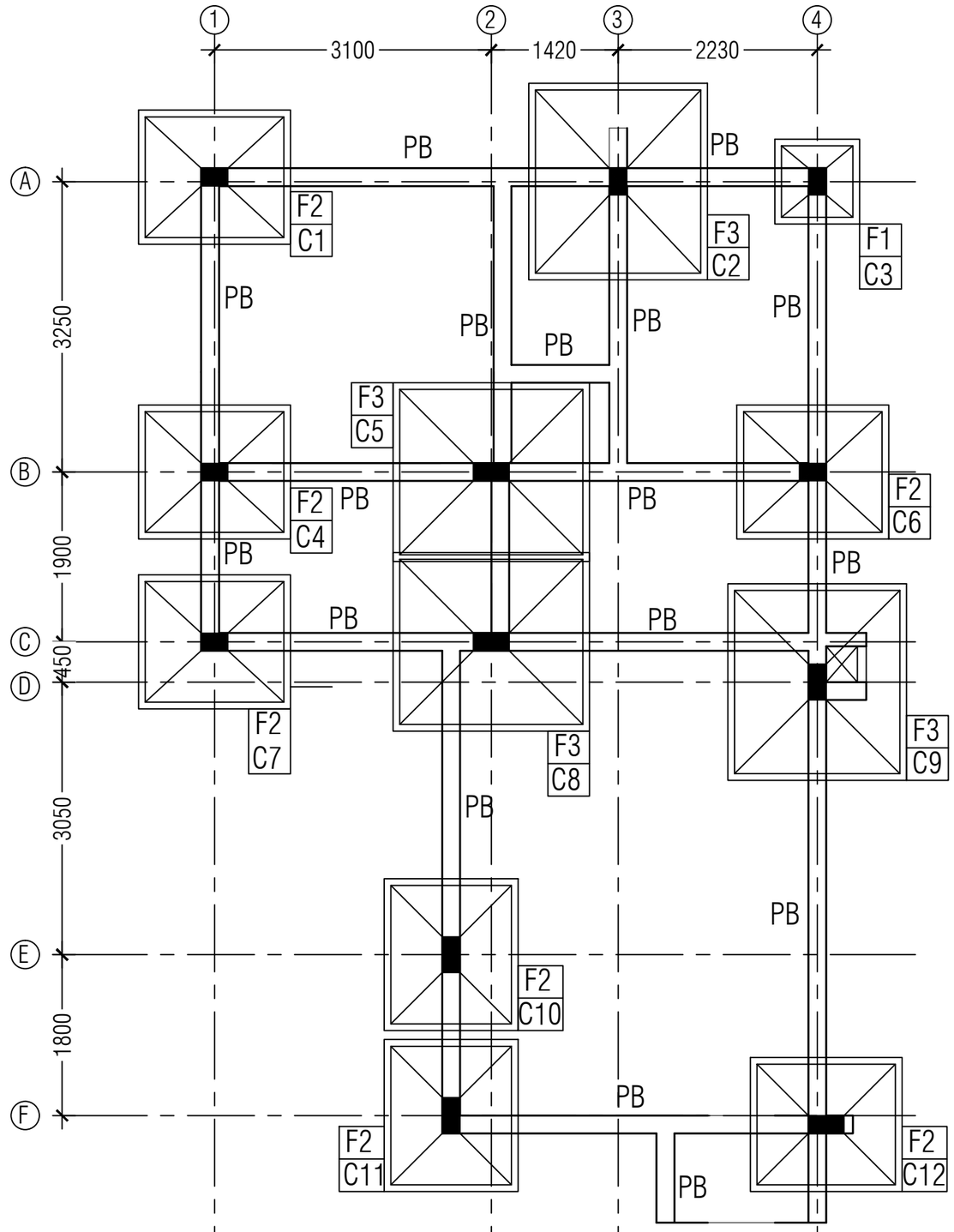

REV.	DATE	ALTD	CHD	APPD	REV.	DATE	ALTD	CHD	APPD	REV.	DATE	ALTD	CHD	APPD	REV.	DATE	ALTD	CHD	APPD	REV.	DATE	ALTD	CHD	APPD	REV.	DATE	ALTD	CHD	APPD	REV.	DATE	ALTD	CHD	APPD	REV.	DATE	ALTD	CHD	APPD

CLIENT: WEST FACING RESIDENCE @ BANGLORE

CONSULTANTS: MC.TERRA

STRUCTURAL CONSULTANT
Abhilash Joy
32/702, St. Vincent Convent Road
Palarivattom, Cochin- 25
Phone: 0484-2339779
Email: abhilashjoy@vsnl.net

DEPT. CODE		NAME	SIGN	DATE
	DRN	Jeena		08-09-2016
	DESN	Neethu		
	CHD	Renjini		
	APPD	Abhilash Joy		

TITLE: FOUNDATION LAYOUT

PROJECT NO:1725

DEPT. / SIGN / DATE

DRAWING NO. : 3

SHEET 3 OF 6 REV. 0

DRAWING NO.: Enter Drawing No

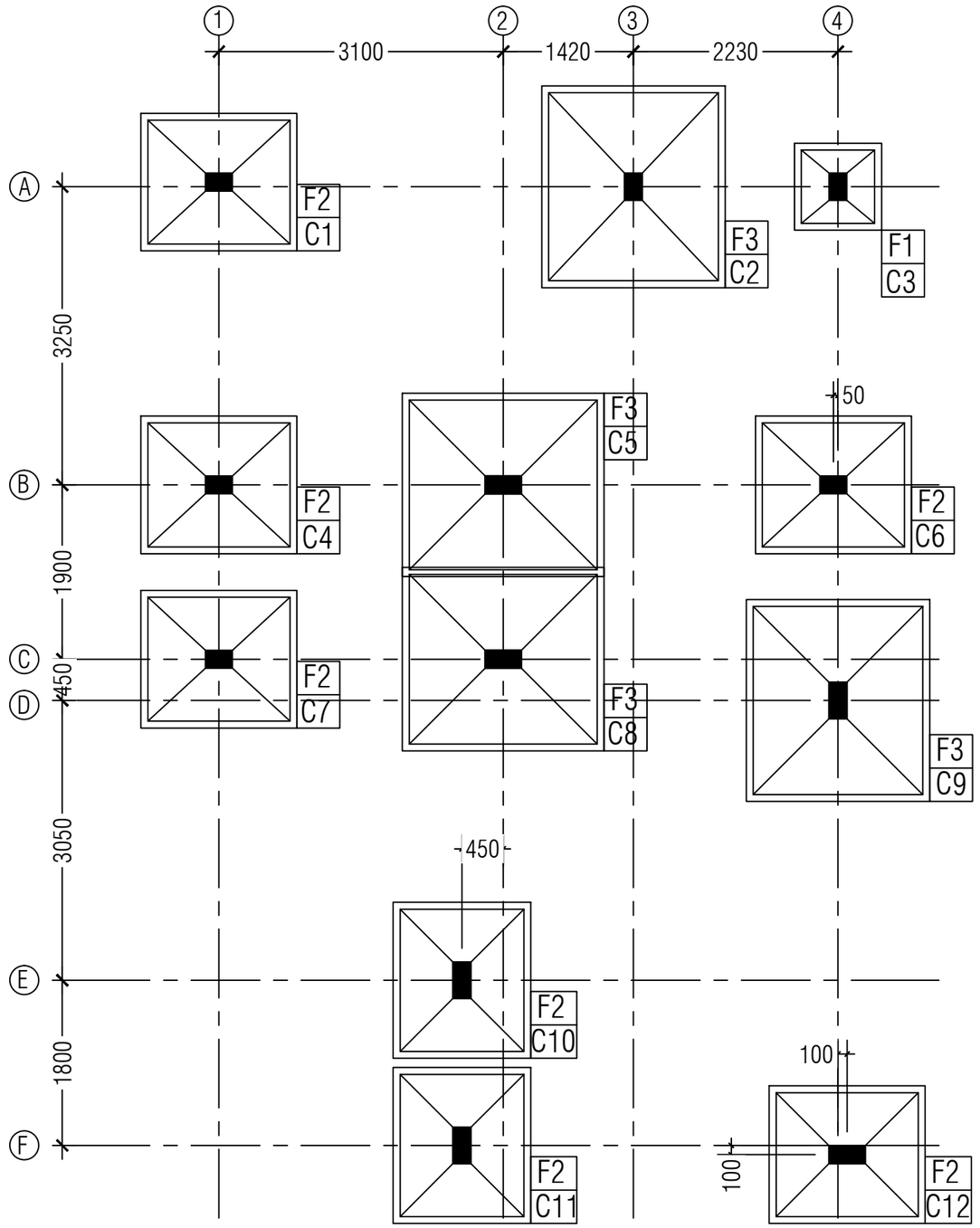

DRAWING NO.: Enter Drawing No

CLIENT	WEST FACING RESIDENCE @ BANGLORE
CONSULTANTS:	MC.TERRA

STRUCTURAL CONSULTANT
Abhilash Joy
32/702, St. Vincent Convent Road
Palarivattom, Cochin- 25
Phone: 0484-2339779
Email: abhilashjoy@vsnl.net

DEPT. CODE		NAME	SIGN	DATE
	DRN	Jeena		08-09-2016
	DESN	Neethu		
	CHD	Renjini		
	APPD	Abhilash Joy		

TITLE: FOOTING LAYOUT

PROJECT NO:1725

DEPT.
SIGN
DATE

DRAWING NO. : 2

SHEET 2 OF 6 REV. 0

REV.	DATE	ALTD	CHD	APPD

DRAWING NO.: Enter Drawing No

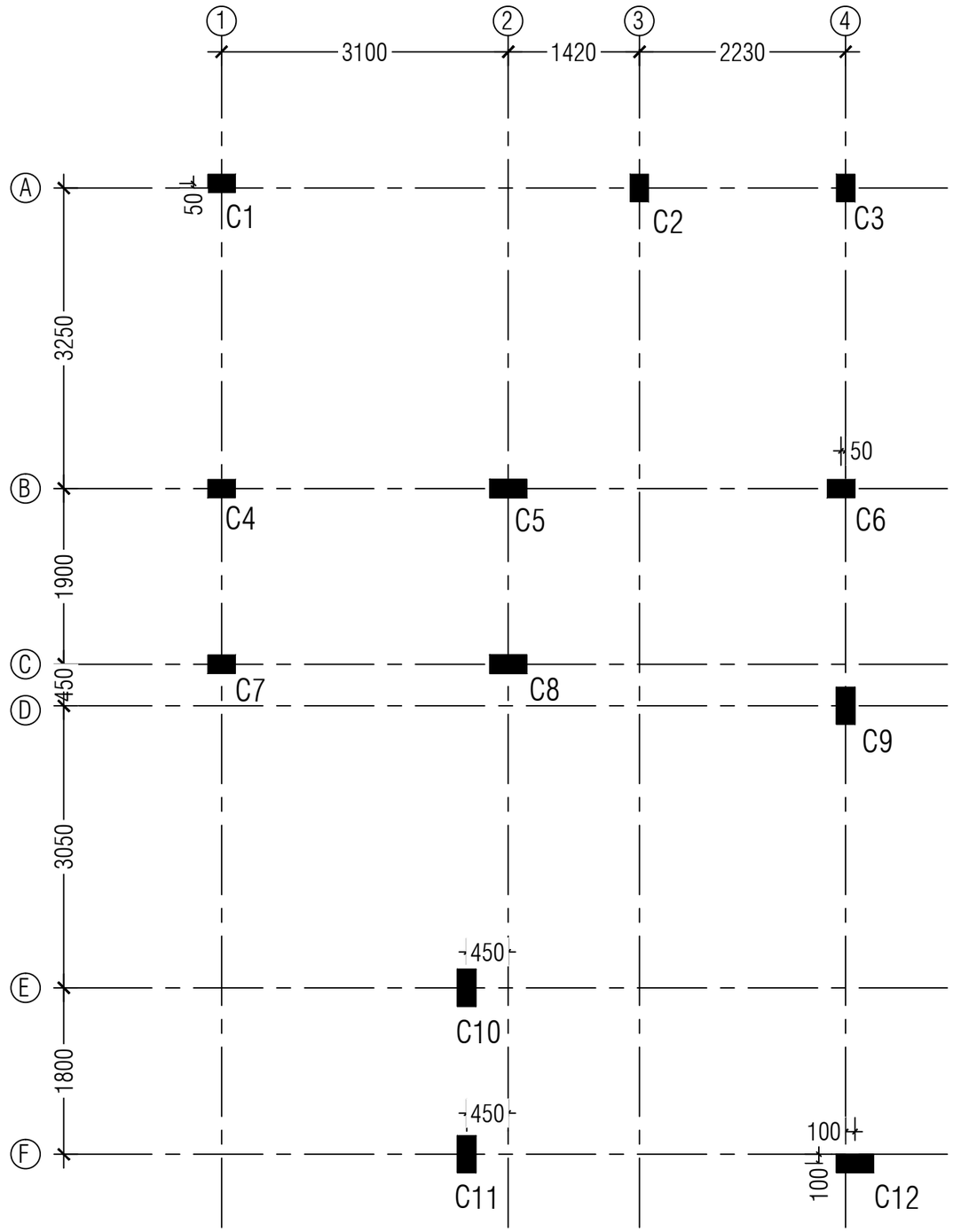

REV.	DATE	ALTD	CHD	APPD

CLIENT	WEST FACING RESIDENCE @ BANGLORE
CONSULTANTS:	MC.TERRA

STRUCTURAL CONSULTANT
Abhilash Joy
32/702, St. Vincent Convent Road
Palarivattom, Cochin- 25
Phone: 0484:2339779
Email: abhilashjoy@vsnl.net

DEPT. CODE	NAME	SIGN	DATE
DRN	Jeena		08-09-2016
DESN	Neethu		
CHD	Renjini		
APPD	Abhilash Joy		

TITLE: COLUMN LAYOUT

PROJECT NO:1725

DEPT. / SIGN / DATE

DRAWING NO. : 4

SHEET 4 OF 6 REV. 0

DRAWING NO.: Enter Drawing No

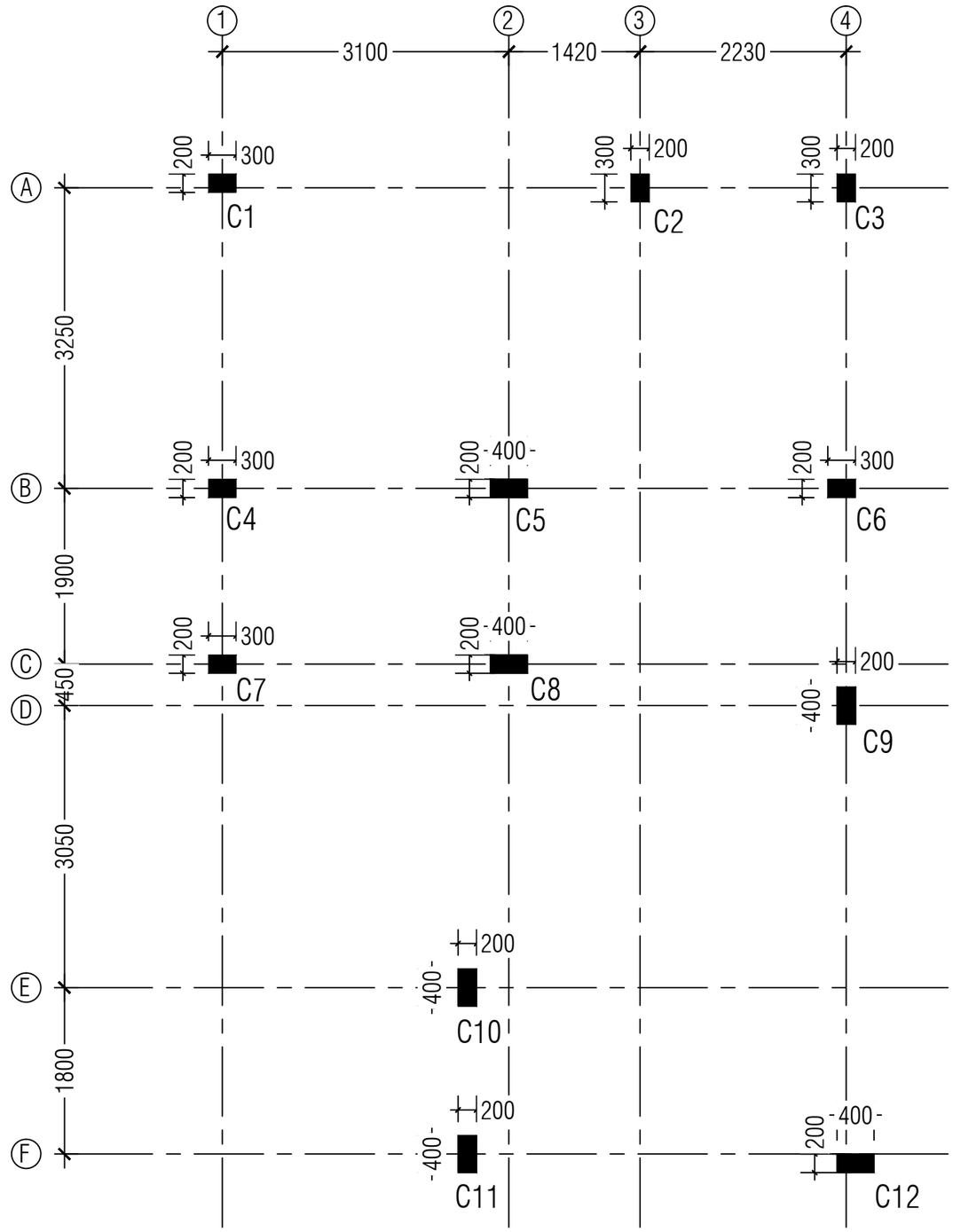

REV.	DATE	ALTD	CHD	APPD	REV.	DATE	ALTD	CHD	APPD	REV.	DATE	ALTD	CHD	APPD	REV.	DATE	ALTD	CHD	APPD	REV.	DATE	ALTD	CHD	APPD	REV.	DATE	ALTD	CHD	APPD	REV.	DATE	ALTD	CHD	APPD	REV.	DATE	ALTD	CHD	APPD

CLIENT	WEST FACING RESIDENCE @ BANGLORE
CONSULTANTS:	MC.TERRA

STRUCTURAL CONSULTANT
Abhilash Joy
32/702, St. Vincent Convent Road
Palarivattom, Cochin- 25
Phone: 0484:2339779
Email: abhilashjoy@vsnl.net

DEPT. CODE		NAME	SIGN	DATE
	DRN	Jeena		08-09-2016
	DESN	Neethu		
	CHD	Renjini		
	APPD	Abhilash Joy		

TITLE: COLUMN SIZES LAYOUT

PROJECT NO:1725

DEPT.
SIGN
DATE

DRAWING NO. : 5

SHEET 5 OF 6 REV. 0

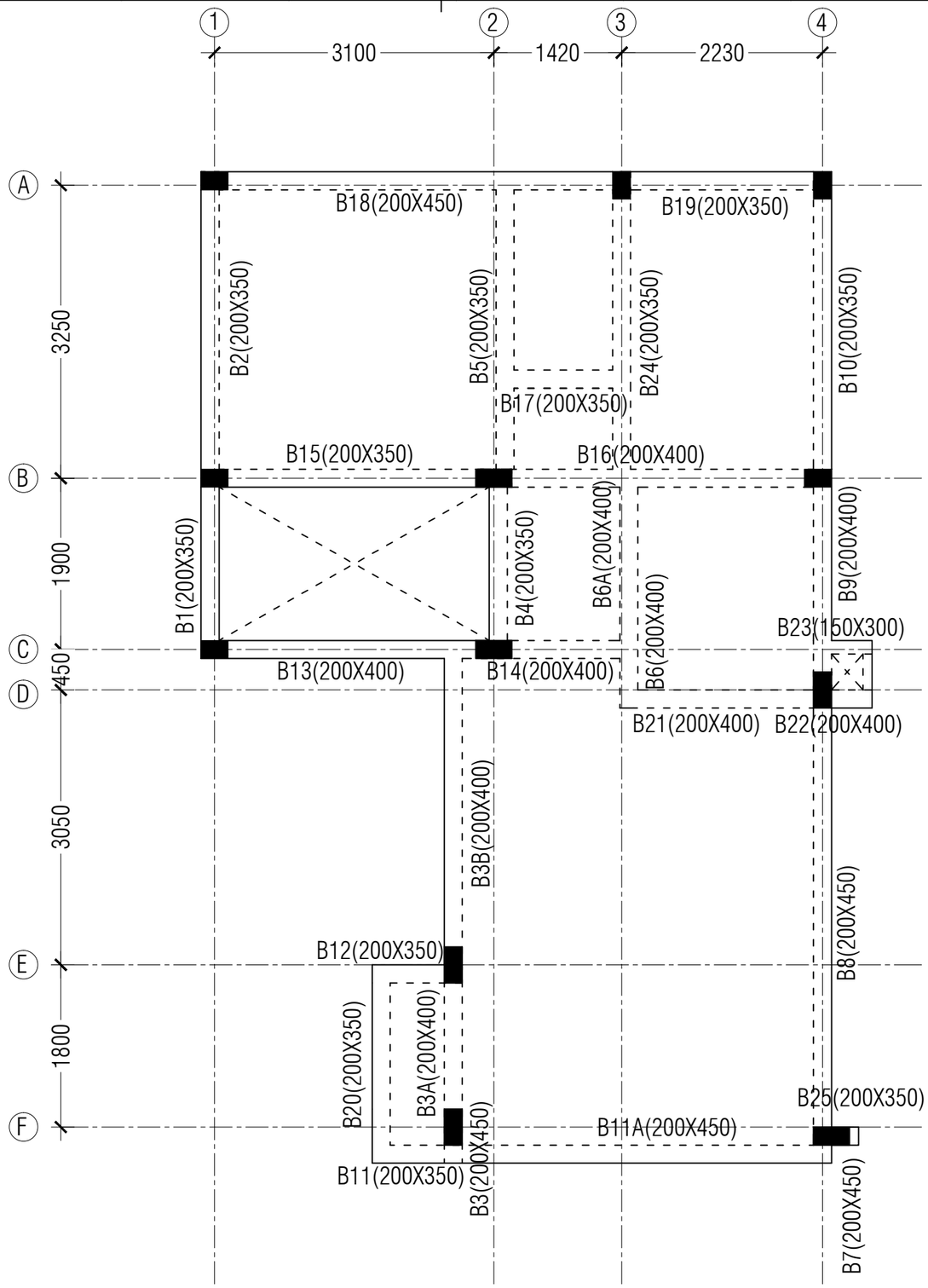

REV.	DATE	ALTD	CHD	APPD

CLIENT	WEST FACING RESIDENCE @ BANGLORE
CONSULTANTS:	MC.TERRA

STRUCTURAL CONSULTANT
Abhilash Joy
32/702, St. Vincent Convent Road
Pallarivattom, Cochin-25
Phone: 0484 2229779
Email: abhilashjoy@vsnl.net

DEPT. CODE		NAME	SIGN	DATE
	DRN	Jeena		16-09-2016
	DESN	Neethu		
	CHD	Renjini		
	APPD	Abhilash Joy		

TITLE: FIRST FLOOR FRAMING PLAN

PROJECT NO:1725

DEPT. / SIGN / DATE

DRAWING NO.:

SHEET OF REV. 0

DRAWING NO.: Enter Drawing No

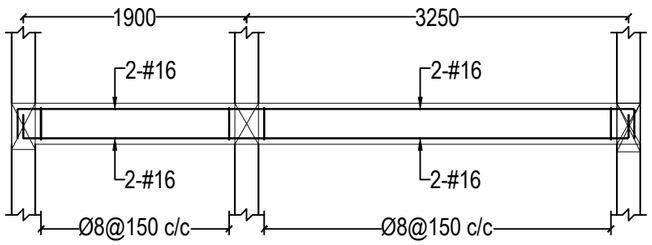

B1(200X350) B2(200X350)

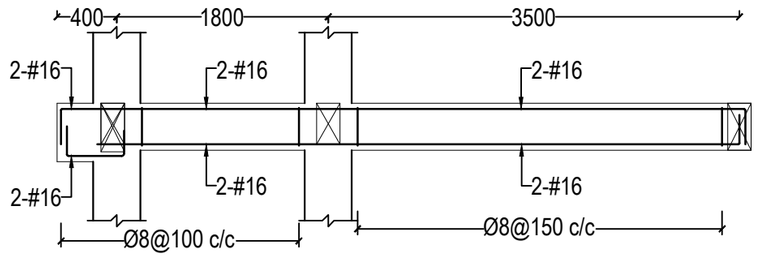

B3(200X450) B3A(200X400) B3B(200X400)

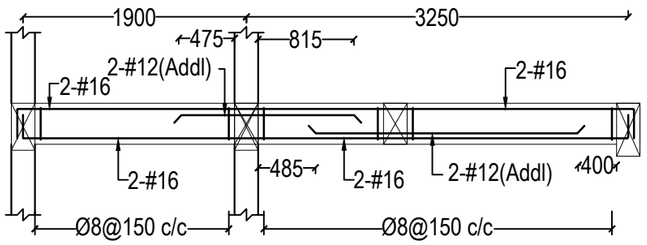

B4(200X350) B5(200X350)

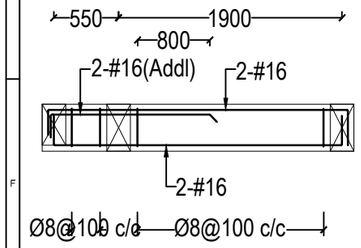

B6(200X400) B6A(200X400)

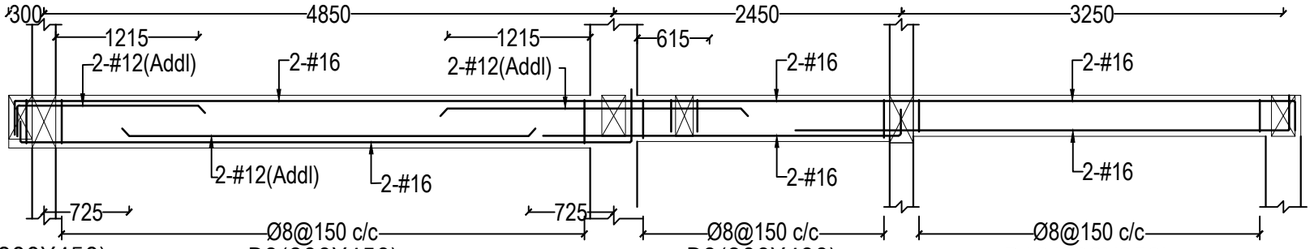

B7(200X450) B8(200X450) B9(200X400) B10(200X350)

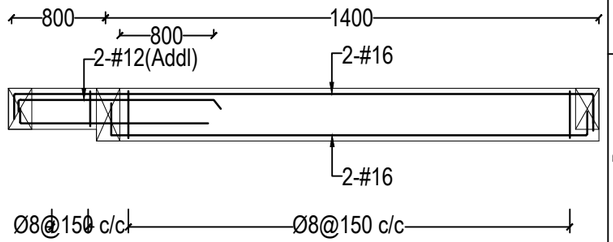

B11(200X350) B11A(200X450)

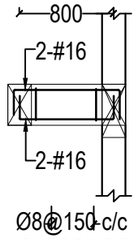

B12(200X350)

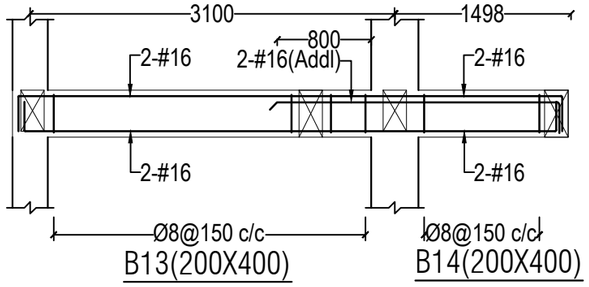

B13(200X400) B14(200X400)

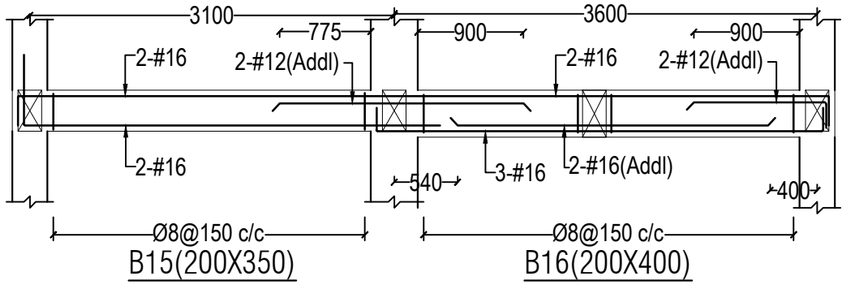

B15(200X350) B16(200X400)

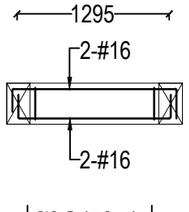

B17(200X350)

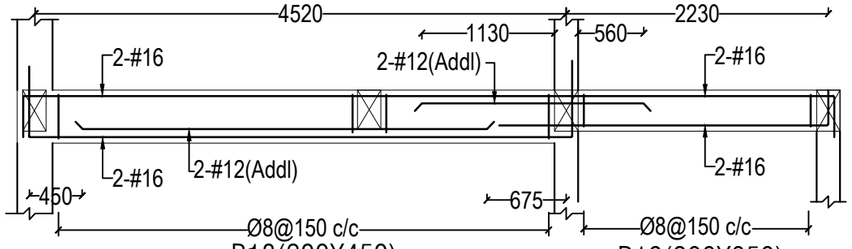

B18(200X450) B19(200X350)

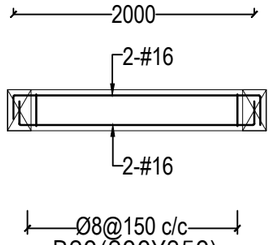

B20(200X350)

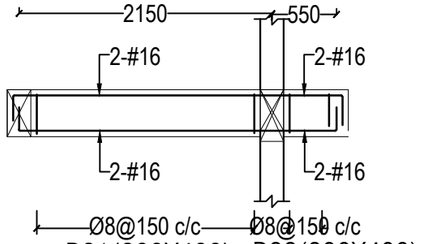

B21(200X400) B22(200X400)

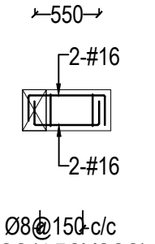

B23(150X300)

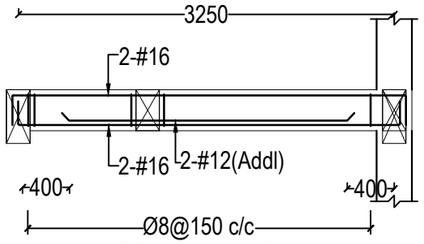

B24(200X350)

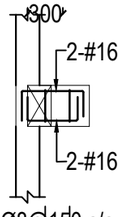

B25(200X350)

REV.	DATE	ALTD	CHD	APPD	REV.	DATE	ALTD	CHD	APPD	REV.	DATE	ALTD	CHD	APPD	REV.	DATE	ALTD	CHD	APPD	REV.	DATE	ALTD	CHD	APPD	REV.	DATE	ALTD	CHD	APPD	REV.	DATE	ALTD	CHD	APPD	REV.	DATE	ALTD	CHD	APPD

CLIENT: WEST FACING RESIDENCE @ BANGLORE

CONSULTANTS: MC.TERRA

STRUCTURAL CONSULTANT
Abhilash Joy
32/702, St. Vincent Convent Road
Pallurutthi, Cochin-25
Phone: 0484 2339779
Email: abhilashjoy@vsnl.net

DEPT. CODE		NAME	SIGN	DATE
	DRN	Jeena		16-09-2016
	DESN	Neethu		
	CHD	Renjini		
	APPD	Abhilash Joy		

TITLE: FIRST FLOOR BEAM DETAILS 1

PROJECT NO:1725

DEPT. / SIGN / DATE

DRAWING NO.: 2

SHEET 2 OF 3 REV. 0

DRAWING NO.: Enter Drawing No

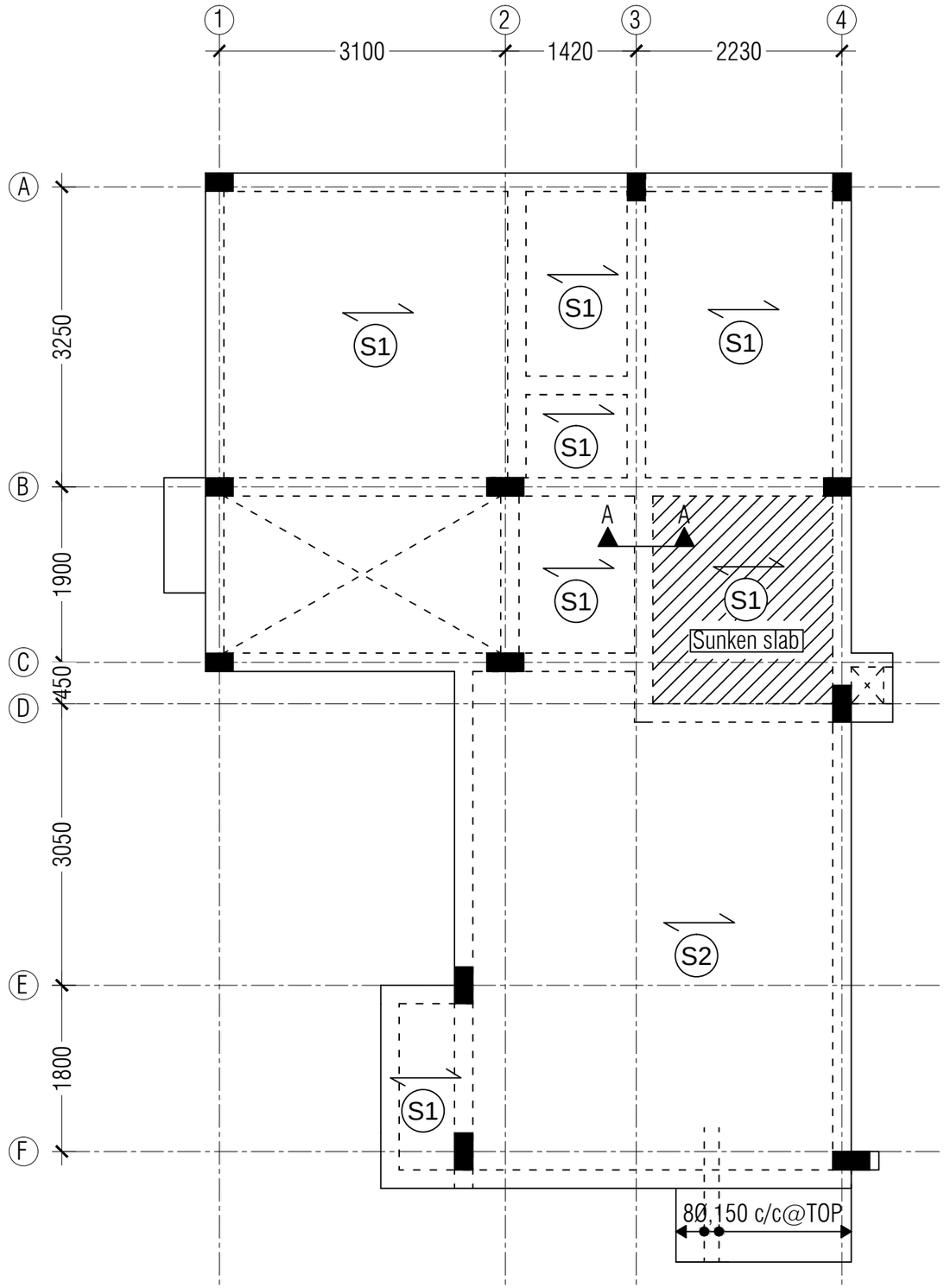

REINFORCEMENTS DETAILS OF SLABS						
SL NO	Slab	Thickness	Reinforcements			
			Bottom continuous		Top extra	
			Short span	Long span(dist)	Short span	Long span(dist)
1	S1	100mmThick	8Ø @ 150 c/c	8Ø @ 150 c/c	8Ø @ 150 c/c	8Ø @ 150 c/c
2	S2	125mmThick	8Ø @ 150 c/c	8Ø @ 150 c/c	8Ø @ 150 c/c	8Ø @ 150 c/c

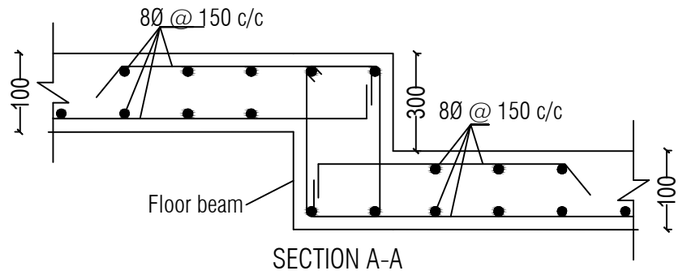

SECTION A-A

REV.	DATE	ALTD	CHD	APPD	REV.	DATE	ALTD	CHD	APPD	REV.	DATE	ALTD	CHD	APPD	REV.	DATE	ALTD	CHD	APPD	REV.	DATE	ALTD	CHD	APPD	REV.	DATE	ALTD	CHD	APPD	REV.	DATE	ALTD	CHD	APPD	REV.	DATE	ALTD	CHD	APPD

CLIENT: WEST FACING RESIDENCE @ BANGLORE

CONSULTANTS: MC.TERRA

STRUCTURAL CONSULTANT
Abhilash Joy
32/702, St. Vincent Convent Road
Fullerivattom, Cochin-35
Phone: 0484-2339179
Email: abhilashjoy@vsnl.net

DEPT. CODE		NAME	SIGN	DATE
	DRN	Jeena		16-09-2016
	DESN	Neethu		
	CHD	Renjini		
	APPD	Abhilash Joy		

TITLE: FIRST FLOOR SLAB LAYOUT & DETAILS

PROJECT NO:1725

DEPT. / SIGN / DATE

DRAWING NO. :

SHEET OF REV. 0

DRAWING NO.: Enter Drawing No